




listwa



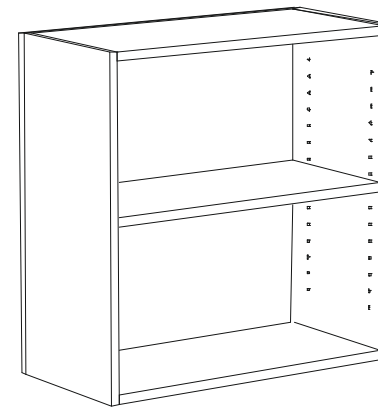
A-M-TE-L-19-CH

plecy



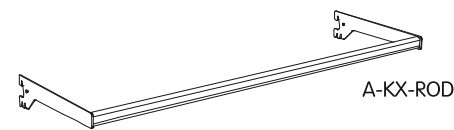
A-P-PLTE-6X6

szafka otwarta

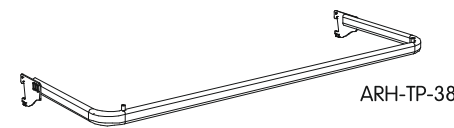


A-P-TE-SZO-6X6

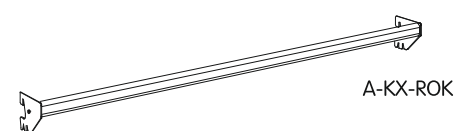
ramiona



A-KX-ROD

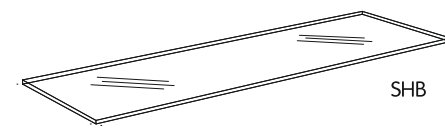


ARH-TP-38

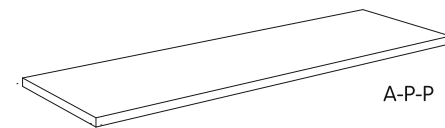


A-KX-ROK

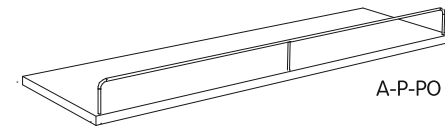
półki



SHB

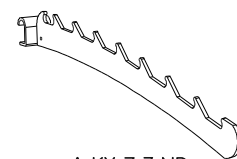


A-P-P

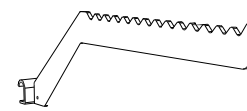


A-P-PO

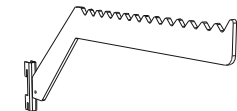
zawieszki



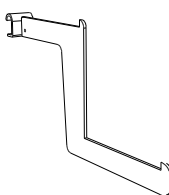
A-KX-Z-7-ND



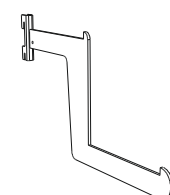
A-KX-Z-9-ND



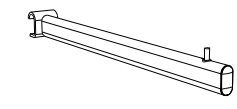
A-KX-Z-10-ND



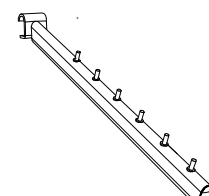
A-KX-Z-11-ND



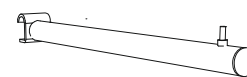
A-KX-Z-12-ND



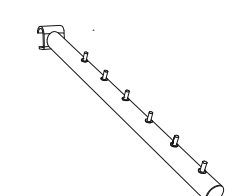
A-KX-Z-13-CH



A-KX-Z-14-CH

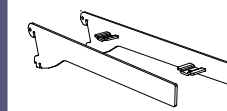


A-KX-Z-15-CH

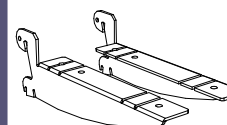


A-KX-Z-16-CH

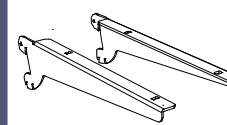
wsporniki



ARH-AL-17-30



ARH-AL-21-18



ARH-TP-23-30



- elementy metalowe systemu wykonane ze stali nierdzewnej, malowane proszkowo lub chromowane
- MDF lub płyta laminowana pokryta filmem melaminowym, oklejana obrzeżem PCV

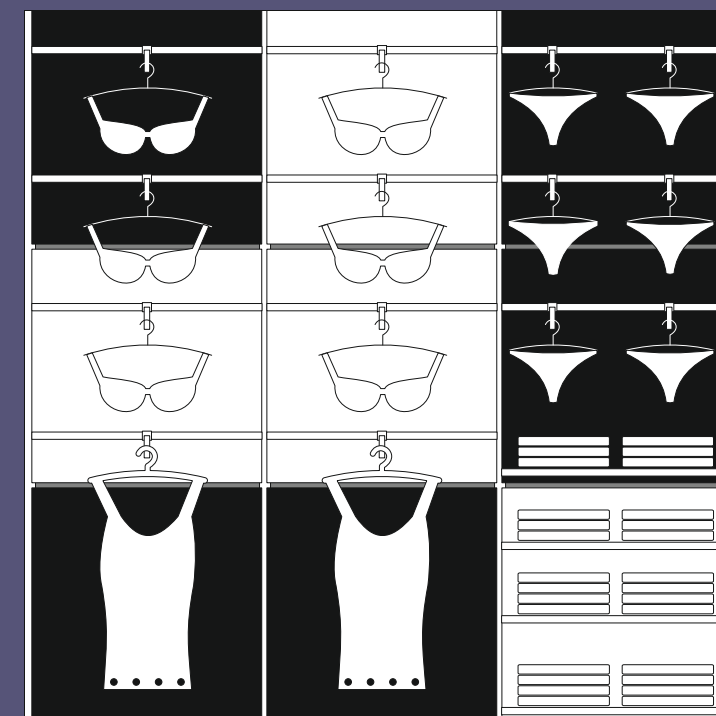
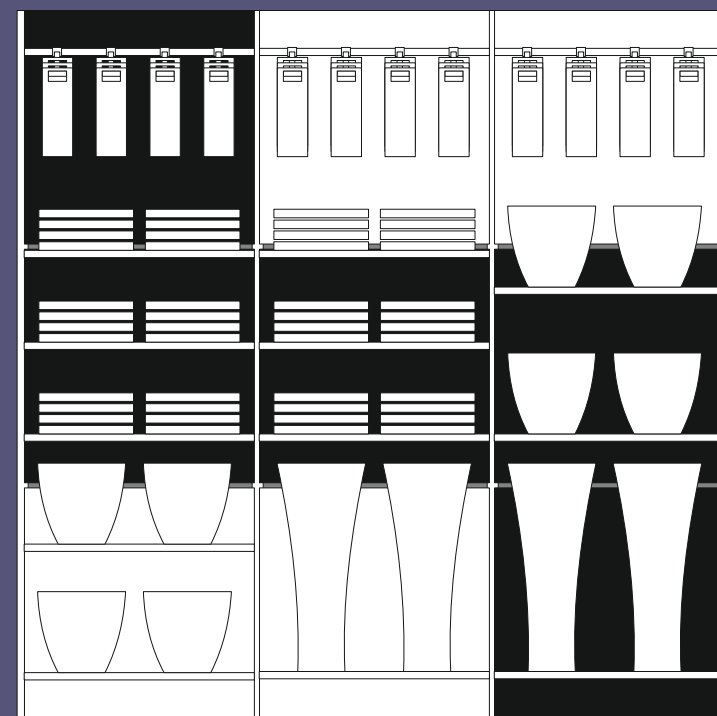


BIAŁY

CZARNY

BIAŁY
POŁYSK

CZARNY
POŁYSK

CHROM



wyposażamy sklepy

Centrala:


ABM SA Kraków, Dobry Początek 6
+48 (12) 296 47 00, info@abm.com.pl

tradycja od 1991

SIEĆ DYSTRYBUCJI: KRAKÓW LUBLIN RZESZÓW TARNÓW MODLNICZKA

abm.com.pl

SYSTEM TECHNO



TECHNO



- klasyka i prostota
- biel i czerń w układzie szachownicy

- uniwersalny system do zabudowy naściennej, przyściennej oraz części środkowej sklepów różnych branż